



PONDEROSA WOOD



WWW.PONDEROSAWOOD.COM

Who is Ponderosa Wood LLC?

Ponderosa Wood LLC is a wholesale distributor and strategic partner with over 10 years of experience serving South and Central American markets. Recognized as a trusted supplier to leading retailers, dealers, and manufacturers, the company expanded operations to the U.S. market in 2022 to deliver high quality wood products.

Our portfolio ranges from classic mouldings and interior doors to custom, exclusive solutions. We operate with integrity, prioritize customer collaboration, source premium materials, and maintain precise craftsmanship to ensure durable, flawless finishes.

Through innovation, competitive strength, and custom creations tailored to specific requirements, Ponderosa Wood LLC helps businesses gain a decisive advantage and succeed in their markets.



SHAKER 1P DOOR




SEAMLESS TECHNOLOGY



TECHNICAL DATA SHEET

SHAKER 2P DOOR



TECHNICAL DATA SHEET

SHAKER 3P DOOR

FEATURES & SPECS:

SEAMLESS TECHNOLOGY
SINGLE COMPLETE MDF SKIN
1/6" MDF SKIN (CARB)
WOOD CORE

PANEL:

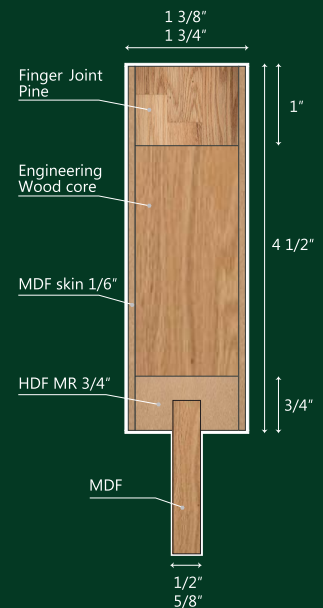
1/2" (1 3/8 DOOR)
5/8" (1 3/4 DOOR)
COPE & STICK - HDF MR
PREMIUM SMOOTH UV PRIME
BOTTOM CORNERS PROTECTORS
INDIVIDUAL PACKING
5 YEARS LIMITED WARRANTY

AVAILABLE SIZES

T	W	H
1 3/4" & 1 3/8"	24"	80" & 96"
1 3/4" & 1 3/8"	28"	80" & 96"
1 3/4" & 1 3/8"	30"	80" & 96"
1 3/4" & 1 3/8"	32"	80" & 96"
1 3/4" & 1 3/8"	34"	80" & 96"
1 3/4" & 1 3/8"	36"	80" & 96"

- OTHER SIZES ARE AVAILABLE UPON REQUEST
- WITH EXTENDED LEAD TIME

COMPOSITION DOOR



TECHNICAL DATA SHEET

SHAKER 1P BI-FOLD



TECHNICAL DATA SHEET

SHAKER 2P BI-FOLD

FEATURES & SPECS:

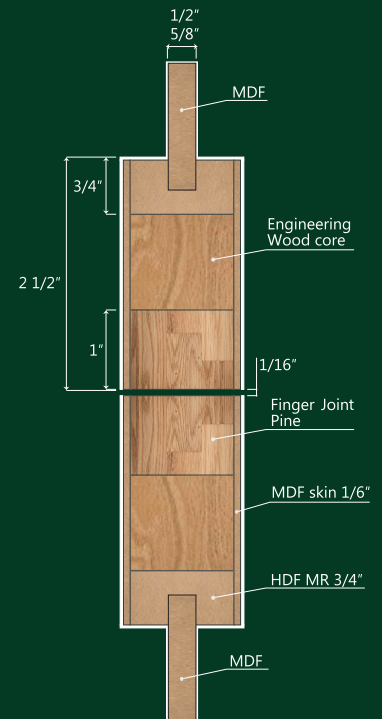
SEAMLESS TECHNOLOGY
SINGLE COMPLETE MDF SKIN
1/6" MDF SKIN (CARB)
WOOD CORE
PANEL:
1/2" (1 3/8 DOOR)
5/8" (1 3/4 DOOR)
COPE & STICK - HDF MR
PREMIUM SMOOTH UV PRIME
CARTON BOX PACKING
1700 BI-FOLD DOOR HARDWARE
5 YEARS LIMITED WARRANTY

AVAILABLE SIZES

T	W	H
1 3/8"	24"	80"
1 3/8"	30"	80"
1 3/8"	36"	80"
1 3/8"	24"	96"
1 3/8"	30"	96"
1 3/8"	36"	96"

- 1 3/4" & OTHER SIZES ARE AVAILABLE UPON REQUEST
- WITH EXTENDED LEAD TIME

COMPOSITION DOOR



TECHNICAL DATA SHEET

1-LITE SHAKER

FEATURES & SPECS:

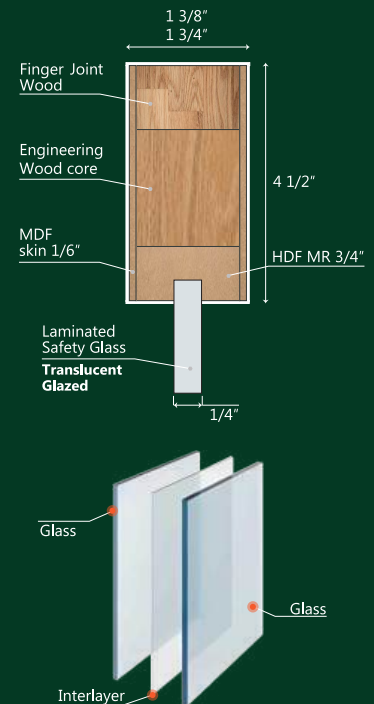
SEAMLESS TECHNOLOGY
SINGLE COMPLETE MDF SKIN
1/6" MDF SKIN (CARB)
WOOD CORE
1/4" FROSTED LAMI SAFETY
GLASS
PANEL HOUSING - HDF MR
BOTTOM CORNERS
PROTECTORS
PREMIUM SMOOTH UV PRIME
CARTON BOX PACKING
5 YEARS LIMITED WARRANTY

AVAILABLE SIZES

T	W	H
13/4" & 13/8"	24"	80" & 96"
13/4" & 13/8"	28"	80" & 96"
13/4" & 13/8"	30"	80" & 96"
13/4" & 13/8"	32"	80" & 96"
13/4" & 13/8"	34"	80" & 96"
13/4" & 13/8"	36"	80" & 96"

- OTHER SIZES ARE AVAILABLE UPON REQUEST
- WITH EXTENDED LEAD TIME

COMPOSITION DOOR



TECHNICAL DATA SHEET

FEATURES & SPECS:


SINGLE COMPLETE MDF SKIN
1/6" MDF SKIN (CARB)
PREMIUM SMOOTH UV PRIME
PB CORE
BOTTOM CORNERS PROTECTORS
CARTON BOX PACKING
5 YEARS LIMITED WARRANTY

AVAILABLE SIZES

T	W	H
1 3/8"	24"	80" & 96"
1 3/8"	28"	80" & 96"
1 3/8"	30"	80" & 96"
1 3/8"	32"	80" & 96"
1 3/8"	34"	80" & 96"
1 3/8"	36"	80" & 96"

- 1 3/4" & OTHER SIZES ARE AVAILABLE UPON REQUEST
- WITH EXTENDED LEAD TIME

COMPOSITION DOOR



DOOR FLUSH



TECHNICAL DATA SHEET

DOOR DESTINO

FEATURES & SPECS:

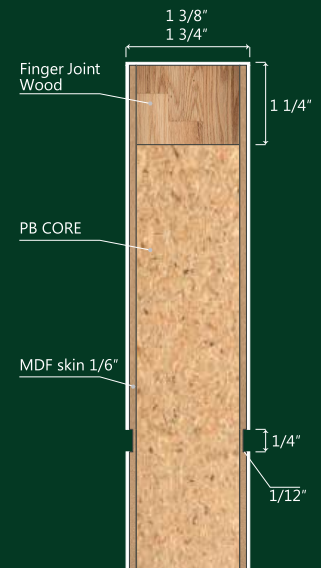
1/6" MDF SKIN
WOOD CORE
FINGER JOINT WOOD
PRIMED GROOVES 1/4" x 1 1/2"
PREMIUM SMOOTH UV PRIME
BOTTOM CORNERS PROTECTORS
INDIVIDUAL PACKING
5 YEARS LIMITED WARRANTY

AVAILABLE SIZES

T	W	H
1 3/8"	24"	80" & 96"
1 3/8"	28"	80" & 96"
1 3/8"	30"	80" & 96"
1 3/8"	32"	80" & 96"
1 3/8"	34"	80" & 96"
1 3/8"	36"	80" & 96"

- 1 3/4" & OTHER SIZES ARE AVAILABLE UPON REQUEST
- WITH EXTENDED LEAD TIME

COMPOSITION DOOR



TECHNICAL DATA SHEET

FEATURES & SPECS:

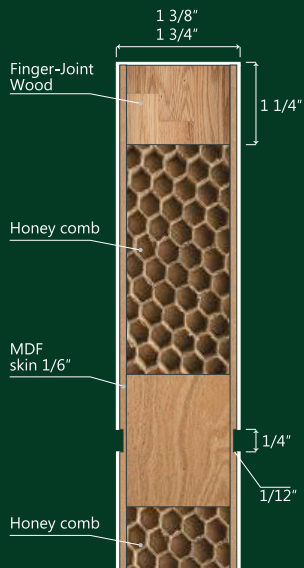
1/6" MDF SKIN (CARB)
SEMI-SOLID CORE
MICRO HONEYCOMB CRAFT
REINFORCED WITH SOLID WOOD
PRIMED GROOVES 1/4" & 1/2"
PREMIUM SMOOTH UV PRIME
CARTON BOX PACKING
1700 BI-FOLD DOOR HARDWARE
5 YEARS LIMITED WARRANTY

AVAILABLE SIZES

T	W	H
1 3/8"	24"	80"
1 3/8"	30"	80"
1 3/8"	36"	80"
1 3/8"	24"	96"
1 3/8"	30"	96"
1 3/8"	36"	96"

- 1 3/4" OTHER SIZES ARE AVAILABLE UPON REQUEST
- WITH EXTENDED LEAD TIME

COMPOSITION DOOR



BI-FOLD DESTINO



TECHNICAL DATA SHEET

SHADOW LOUVER



FEATURES & SPECS:

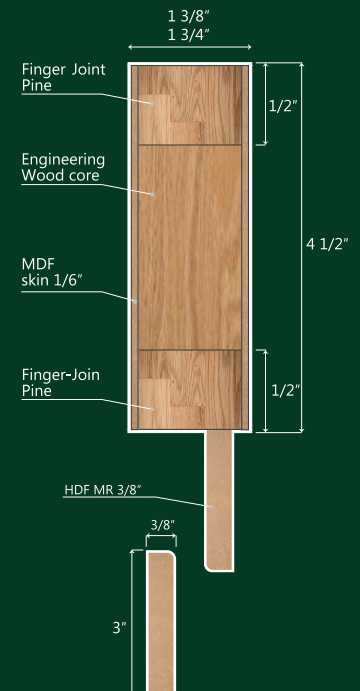
SEAMLESS TECHNOLOGY
SINGLE COMPLETE MDF SKIN
1/6" MDF SKIN (CARB)
WOOD CORE
3" SHUTTERS
INNOVATIVE DESIGN
SIGNATURE PRODUCT
PREMIUM SMOOTH UV PRIME
BOTTOM CORNERS PROTECTORS
INDIVIDUAL PACKING
5 YEARS LIMITED WARRANTY

AVAILABLE SIZES

T	W	H
1 3/4" & 1 3/8"	24"	80" & 96"
1 3/4" & 1 3/8"	28"	80" & 96"
1 3/4" & 1 3/8"	30"	80" & 96"
1 3/4" & 1 3/8"	32"	80" & 96"
1 3/4" & 1 3/8"	34"	80" & 96"
1 3/4" & 1 3/8"	36"	80" & 96"

- OTHER SIZES ARE AVAILABLE UPON REQUEST
- WITH EXTENDED LEAD TIME

COMPOSITION DOOR



TECHNICAL DATA SHEET

SHADOW LOUVER BI-FOLD

FEATURES & SPECS:

SEAMLESS TECHNOLOGY
SINGLE COMPLETE MDF SKIN
1/6" MDF SKIN (CARB)
WOOD CORE
3" SHUTTERS
PREMIUM SMOOTH UV PRIME
CARTON BOX PACKING
1700 BI-FOLD DOOR HARDWARE
5 YEARS LIMITED WARRANTY



AVAILABLE SIZES

T	W	H
1 3/8"	24"	80"
1 3/8"	30"	80"
1 3/8"	36"	80"
1 3/8"	24"	96"
1 3/8"	30"	96"
1 3/8"	36"	96"

- 1 3/4" & OTHER SIZES ARE AVAILABLE UPON REQUEST
- WITH EXTENDED LEAD TIME



TECHNICAL DATA SHEET



Finger Joint Radiata Pine 886 Doorstop

PFJ S3S 3/8" x 1 3/8" x 86"

PFJ S3S 3/8" x 1 3/8" x 98"

Finger Joint Radiata Pine 887 Doorstop

PFJ S3S 3/8" x 1 1/4" x 86"

PFJ S3S 3/8" x 1 1/4" x 98"



Finger Joint Radiata Pine Jambs

PFJ S3S 4 5/8" x 11/16" x 81" BD - 6/8"

PFJ S3S 4 5/8" x 11/16" x 97" BD - 8/0"

PFJ S3S 4 7/8" x 11/16" x 81" BD - 6/8"

PFJ S3S 4 7/8" x 11/16" x 97" BD - 8/0"

PFJ S3S 5 1/4" x 11/16" x 81" BD - 6/8"

PFJ S3S 5 1/4" x 11/16" x 97" BD - 8/0"

PFJ S3S 7 1/4" x 11/16" x 97" BD - 8/0"



SIGNATURE SPLIT JAMBS



Finger Joint Radiata Pine Split Jambs

PFJ S3S 4 5/8" x 11/4" x 6/8"

PFJ S3S 4 5/8" x 11/4" x 8/0"

WHY CHOOSE PONDEROSA WOOD LLC SIGNATURE SPLIT JAMBS?

Not all split jambs are created equal. Standard split jambs use an angled back cut on the male side, which weakens the jamb and leaves it vulnerable to cracking or breakage when pressure is applied during installation or everyday use.

Ponderosa Wood LLC's Signature Split Jamb is designed to solve this problem—delivering strength, reliability, and ease of installation.

THE PONDEROSA ADVANTAGE:

Stronger by Design

Our signature split jamb features a straight back cut on the male component, providing full rear support and eliminating the weak point found in conventional split jambs.

Built to Resist Breakage

With a solid backing surface, the jamb can withstand force applied to the face, greatly reducing job-site damage, callbacks, and waste.

Same Strength as a Regular Jamb

Once assembled, the back of the split jamb is identical to a regular one-piece jamb, offering superior structural stability without sacrificing flexibility.

Plug-and-Play with Pre-Hung Equipment

No shimming tricks. No special adjustments. Our straight-cut design works seamlessly with pre-hung door machinery, saving time and labor.

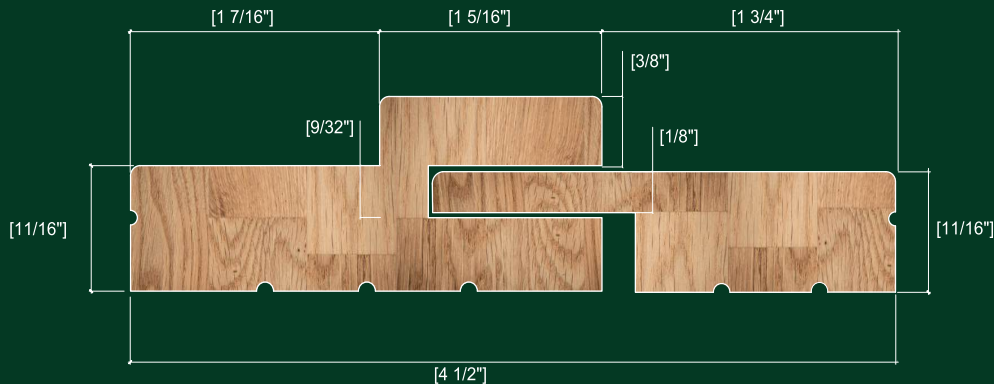
Faster Installs. Fewer Problems.

Installers get easier alignment, smoother assembly, and consistent results—every time.

Bottom Line:

Ponderosa Wood LLC Signature Split Jambs deliver the strength of a regular jamb, the convenience of a split jamb, and the reliability professionals demand. Less breakage. Less labor. More confidence on every job.

DRAWING



SIGNATURE SPLIT

PREMIUM LINE - ONEBY REVERSIBLE



Flat Stock - RADIATA PINE ONEBY REVERSIBLE Finger Joint Pirmed S4S

PFJ S4S 1 x 3 (2 1/2" x 11/16" x 17')

PFJ S4S 1 x 3 (2 1/2" x 11/16" x 85')

PFJ S4S 1 x 4 (3 1/2" x 9/16" x 17')

PFJ S4S 1 x 4 (3 1/2" x 11/16" x 17')

PFJ S4S 1 x 6 (5 1/2" x 9/16" x 16')

PFJ S4S 1 x 6 (5 1/2" x 11/16" x 16')

PFJ S4S 1 x 8 (7 1/4" x 9/16" x 16')

PFJ S4S 1 x 8 (7 1/4" x 11/16" x 16')

A NEW STANDARD IN FINISH & VERSATILITY

By Ponderosa Wood LLC

We are proud to introduce a **groundbreaking advancement** in architectural millwork—made possible through Ponderosa Wood LLC's continued investment in precision **S4S technology**.

Every profile is meticulously finished on **all four sides**, ensuring a level of consistency, refinement, and surface quality that discerning professionals expect from a premium product.

VERSATILITY, REIMAGINED.

This next-generation baseboard features a **dual-faced design**:

- One side presents our **signature smooth, elegant finish**.
- The reverse side reveals a **tastefully integrated groove**.

The result is a **fully REVERSIBLE baseboard**, offering unmatched design flexibility. Install it clean and minimal, or with a subtle architectural detail one product, two **distinct aesthetics**.


This innovation empowers designers, builders, and homeowners with greater creative freedom while maintaining the uncompromising quality that defines **Ponderosa Wood LLC**. We believe this enhancement sets a **new benchmark in finish, functionality, and design versatility** and deliver superior experience from installation to final presentation.

DRAWING


PFJ S4S 1 X6 REVERSIBLE (11/6")



PFJ S4S 1 X 8 REVERSIBLE (11/16")



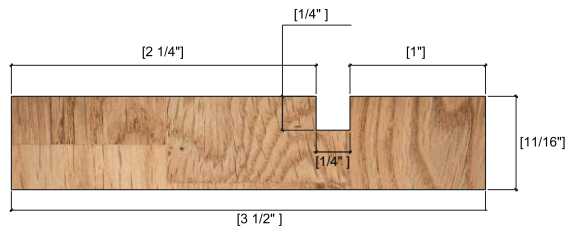
PFJ S4S 1 X 8 REVERSIBLE (9/16")



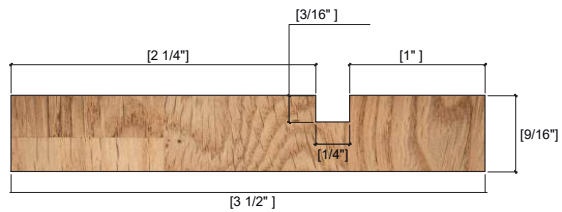
PFJ S4S 1 X 6 REVERSIBLE (9/16")



PFJ S4S 1 X 4 REVERSIBLE (11/16")



PFJ S4S 1 X 4 REVERSIBLE (9/16")



Finger Joint Primed S4S



Size Chart S4S

PFJ S4S 1 X 3 (2 1/2" X 11/16" X 17")

PFJ S4S 1 X 3 (2 1/2" X 11/16" X 85")

PFJ S4S 1 X 3 (2 1/2" X 11/16" X 102")

PFJ S4S 1 X 4 (3 1/2" X 9/16" X 17")

PFJ S4S 1 X 4 (3 1/2" X 11/16" X 17")

PFJ S4S 1 X 6 (5 1/2" X 9/16" X 16")

PFJ S4S 1 X 6 (5 1/2" X 11/16" X 16")

PFJ S4S 1 X 8 (7 1/4" X 9/16" X 16")

PFJ S4S 1 X 8 (7 1/4" X 11/16" X 16")

PFJ S4S 1 X 10 (9 1/4" X 11/16" X 16")

PFJ S4S 1 X 12 (11 1/4" X 11/16" X 16")

Finger Joint Primed S3S

Size Chart S3S

PFJ S3S PW 5180 (5 1/4" X 9/16" X 16")

PFJ S3S PW 6180 (6 1/4" X 11/16" X 16")

PFJ S3S PW 618 (5 1/4" X 9/16" X 16")

PFJ S3S PW 620 (4 1/4" X 9/16" X 16")

PFJ S3S PW 623 (3 1/4" X 9/16" X 16")

BASE

PFJ S3S PW 433 BASE (5 1/4" X 9/16" X 16")

PFJ S3S PW 473 CASING 2 1/4 (2 1/4" X 9/16" X 17")



PFJ S3S PW 473 CASING 2 1/4 (2 1/4" X 9/16" X 85")

PFJ S3S PW 473 CASING 2 1/4 (2 1/4" X 9/16" X 102")

PFJ S3S PW 453 CASING 2 1/4 (2 1/4" X 11/16" X 17")

PFJ S3S PW 453 CASING 2 1/4 (2 1/4" X 11/16" X 85")

PFJ S3S PW 453 CASING 2 1/4 (2 1/4" X 11/16" X 102")





V-Groove


16 TGV (5 1/2" x 3/4" x 16")




Nickel Gap

16 NG (5 1/8" x 5/8" x 16")

18 NG (7 1/4" x 5/8" x 16")



PFJ S3S PW 366 CASING (2 1/4" x 11/16" x V)



PFJ S3S PW 356 CASING (2 1/4" x 11/16" x V)



Crown Moulding

LPW 45 (5 1/4" x 9/16" x 16')

► (V*) = Custom size

PONDEROSA WOOD

THE SUPPLIER YOU HAVE ALWAYS NEEDED



INFO@PONDEROSAWOOD.COM

WWW.PONDEROSAWOOD.COM

